



# OEM: Weekly SITREP

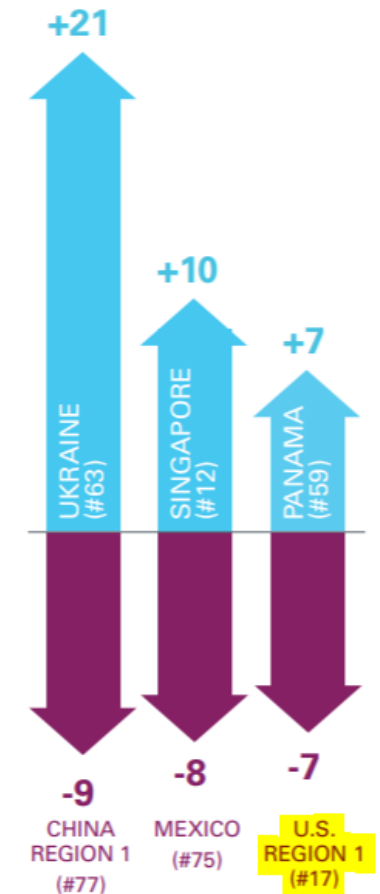
November 30, 2021

# USA & WORLD

- WHO: Global [risk](#) of the new omicron variant is “very high.”
- What’s known and unknown about the [Omicron](#) variant?
- Omicron [symptoms](#) mild, says doctor who spotted it.
- Biden pushes shots, [not more restrictions](#) as variant spreads.
- Nuclear Threat Initiative: High-consequence [biological threats](#).
- [ISO/TS 22317:2021](#) Guidelines for business impact analysis.
- [ISO 22329:2021](#) Emergency management guidelines for social media.
- Europe region faces [700,000 more deaths](#) by March.
- U.S. [will not lock down](#) as European nations implement restrictions.
- Are Covid vaccine mandates [ethical](#)? Here’s what medical experts think.
- COVID [vaccines](#) of the future might be pills or nasal sprays.
- Want [research integrity](#)? Stop the blame game.
- 3 biggest pharmacy chains found [liable](#) for the opioid crisis.
- Supply chain woes trigger [shortages](#) of critical medical devices.
- Cybersecurity experts warn of [A.I.’s drawbacks](#) in combating threats.
- Higher-Ed [cybersecurity insurance](#): Are you in good hands?
- DoD [postures](#) to provide assistance to the US Embassy in Ethiopia.
- Is Russia going to [invade](#) Ukraine?
- Iranian [hackers](#) are going after US critical infrastructure.
- China’s [economy](#) teeters while Xi tightens his grip.

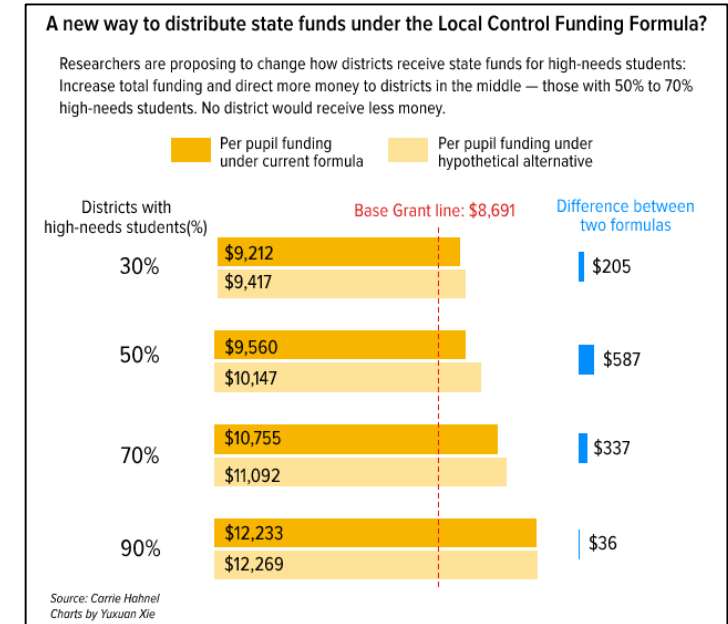
The [2021 FM Global Resilience Index](#) compiles economic, supply chain and risk quality data on nearly 130 countries to evaluate resilience around the world.

## NOTABLE RISERS AND FALLERS



# CALIFORNIA

- Is California in a [better place](#) this holiday season?
- Housing [crisis](#) drifts toward political war.
- California is the #4 state with the [worst](#) road conditions.
- Newsom tells mayors to '[step up](#)' on retail theft.
- How [tech](#) can help meet California's health workforce needs.
- Billions of [education](#) dollars [unaccounted](#) for.
- After 50 Years, UC is done with the SAT [experiment](#).
- Coast embraces child COVID-19 [shots](#), while demand lags inland.
- Privacy Protection Agency [rulemaking](#) begins.
- San Francisco officials call for [10% reduction](#) of water use.
- Strict state vaccine mandates face [resistance](#).
- State [denies](#) most fracking permits ahead of 2024 ban.
- UC Davis: Food prices have [increased](#) - could last through the holiday.
- '[Experts](#)' slammed for saying California crime spree isn't 'looting.'
- Good COVID case numbers but [surge threat](#) remains.
- Researchers urge [changes](#) to improve California's education funding law.
- How record wildfires are [harming](#) human health.
- Wildfire insurance [crisis](#) hits ever harder.
- Google employees sign [manifesto](#) against vaccination mandate.
- Report: CSUB among [lowest student vaccination rates](#) in Cal State system.

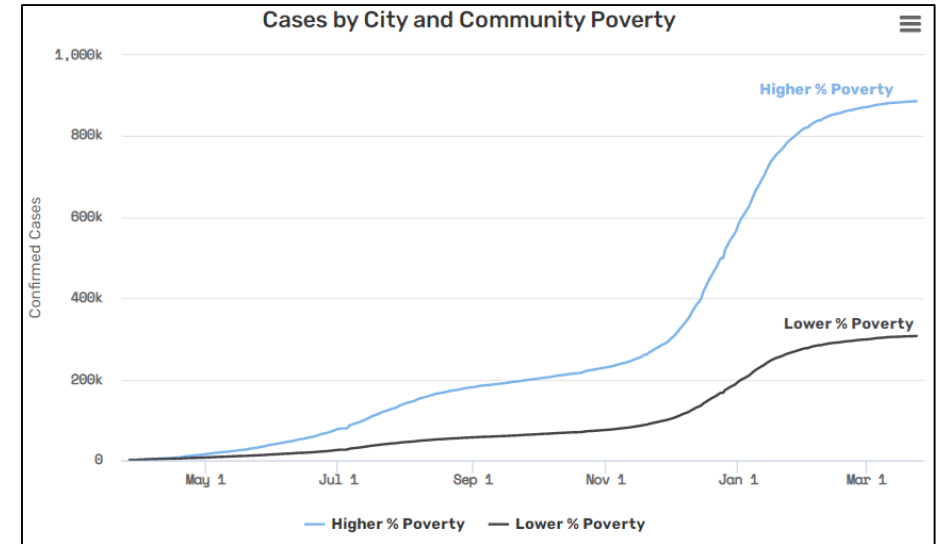


**New [studies](#) by UC Berkeley, and University of Alabama, are among the first to unlock spending patterns under California's landmark funding reform law**

# REGION

- Elevated [fire risk](#) in SoCal.
- Black Friday: string of [high-profile](#) SoCal robberies.
- [No Burn Order](#) extended for many parts of Southland.
- Businesses can be [cited](#) for not verifying vaccine proof.
- How bad is the [pollution](#) from the ports?
- [Scam](#) has targeted RivCo Public Utilities customers.
- L.A. Metro [pilot projects](#) aimed at reducing congestion.
- USC Rossier School [focuses](#) on hiring diverse faculty.
- Your [guide](#) to live holiday entertainment around SoCal.
- Cal State SB marks [6th anniversary](#) of terrorist attack.
- UCR scientists make 2021 '[Highly Cited](#)' list.
- Lawsuit claims [hazing](#) injured high school football player.
- Salton Sea will [suffer](#) if valley is split into 2 districts.
- Amity University [partners](#) with UCR for academics.
- UCR joins UC campus architects [against](#) Munger Hall.
- Build Back Better could [lower taxes](#) for many in SoCal.
- [Recalls](#) will soon get harder to pull off.
- 'City of Angels, City of Death': The [hunt](#) for LA serial killers.

Data from LA [study](#) links COVID-19 as an underlying factor to systemic racism.



- **Graph: Communities with a HIGHER % of residents under 200% of the Federal Poverty Level have 2.89 times as many Covid cases as communities with a LOWER % of residents in poverty.**

“The pandemic has exposed the fact that the way we deliver public services, particularly to communities of color and to low income communities, hasn’t worked.”

~ Chris Hoene, California Budget and Policy Center

**The County of Riverside Emergency Operations Center is currently activated to [Management Watch](#).**

# COMMUNICATIONS

- **29 November:**
  - **Student-led webinar with City of Riverside Mayor Patricia Lock Dawson**
- **26 November:**
  - **Holiday**
- **25 November:**
  - **Holiday**
- **24 November:**
  - **Healthy through the Holidays – Next Week's Webinars**
  - **Chancellor's Update – November 2021**

**Please Reference Notes Section For More Information**

# NOTABLE

- [Holding Kids Back as an Emergency Response to Pandemic Learning Loss](#)
- [How to keep your packages safe from porch pirates](#)
- [Black Friday and Cyber Monday – here’s what you REALLY need to do!](#)
- [Six defendants indicted for fraud that included targeting elderly citizens](#)
- [The ‘Zelle Fraud’ Scam: How it Works, How to Fight Back](#)
- [Cybersecurity Basics: Terms and Definitions All Campus Safety Pros Should Know](#)
- [4 ways to develop your strategic thinking skills](#)
- [The Good Practice Guidelines \(GPG\) for business continuity and resilience](#)
- [These are the people still most likely to quit during the next wave of the Great Resignation](#)
- [Is travel safe during the pandemic this holiday season?](#)
- [World Cup host Qatar used ex-CIA officer to spy on FIFA](#)
- [Campus Safety Online Summit: COVID-19, re-opening of campuses, Clery and Title IX](#)
- [Webinar: Risk Analysis and Mitigation Best Practices - World Economic Forum 2022](#)
- [Racial minorities, psychiatric patients more likely to die of COVID-19](#)
- [Millions of helpline calls reveal how COVID affected mental health](#)
- [College conversation: new social apps break with toxic past](#)
- [Race and technology in America](#)
- [How the pandemic pulled Nigerian university students into cybercrime](#)
- [How to avoid fake websites this holiday shopping season](#)
- [FBI: Holiday Scammers Take Advantage Of Online Shoppers](#)

# EMERGENCY MANAGEMENT (EM) GUIDES

- “Quick Reference Guides” are formatted to assist you in finding information very quickly during an emergency situation.
- Use it as a reminder about recommended actions and as a tool during drills and exercises.
- Accidents and emergency situations can happen to anyone, at any moment.
- Take responsibility for your own safety and the safety of others by reporting potentially dangerous conditions or concerns to the appropriate departments (PD, OEM, EHS).
- Make sure to tailor specific information for your classroom, office and or work area.
- You should consider making preparations for emergency events, e.g., first aid kit & basic disaster supply kits.
- Most importantly, discuss this document with the staff members and students within your department.
- Make sure that everyone knows the basic procedures to follow in emergency situations.
- Know your building emergency response plan.



## DISASTER SERVICE WORKER

All public employees are designated as Disaster Service Workers under California Government Code §3100. This means that during a Declared Local, State or National emergency, school employees may be asked to assist local agencies, such as the Red Cross, in their response efforts. This is an obligation of all public employees by law and failure to serve in this role when asked can result in being charged with a misdemeanor and could even result in the loss of teaching certification.

Because of this legal obligation, it is important to make sure you have a family plan at home in the event that you are asked to remain at your school. Employees with obligations that require them to return to home, such as caring for young children or elderly adults, must make this known to school administrators for consideration.

For more information:

<http://www.leginfo.ca.gov/cgi-bin/displaycode?section=gov&group=03001-04000&file=3100-3109>

BOMB THREAT	CIVIL DISTURBANCE
<p><b>ACTION:</b>  <b>EVACUATION</b></p> <p><i>Use the <b>BOMB THREAT REPORTING FORM</b> to record any information about the threat.</i></p> <ul style="list-style-type: none"><li>▪ Inform the main office immediately.</li><li>▪ Survey the immediate area for unfamiliar objects.</li><li>▪ Do not touch any suspicious objects.</li><li>▪ Do not use cell phones – they can trigger an explosion if a device is present.</li><li>▪ If you find a suspicious or unfamiliar object, evacuate the area immediately and wait for instructions.</li></ul> <p><i>All information should be given to law enforcement. Provide as much detail as possible.</i></p>	<p><b>ACTION:</b>  <b>EVACUATION OR SHELTER IN PLACE OR LOCKDOWN</b></p> <p>A civil disturbance near the campus has the potential to disrupt school activities, cause injury to staff and students and damage property.</p> <ul style="list-style-type: none"><li>▪ Determine the safest procedure to follow based on the threat posed to your school and the proximity of the disruption to the school.</li><li>▪ If violent protests are close, it is safer to <b>LOCKDOWN</b> the classrooms or <b>SHELTER IN PLACE</b> than to evacuate into harm's way.</li></ul> <p><i>Listen for instructions from the main office or law enforcement.</i></p>

**BOMB THREAT**



**CIVIL DISTURBANCE**



## BOMB THREAT REPORT

Date: \_\_\_\_\_ Time of call: \_\_\_\_\_ a.m. \_\_\_\_\_ p.m. \_\_\_\_\_ Call received by: \_\_\_\_\_

At (phone number): \_\_\_\_\_

When is the bomb set to explode? \_\_\_\_\_ a.m. \_\_\_\_\_ p.m.

Where is it located? \_\_\_\_\_

What will cause it to explode? \_\_\_\_\_

What kind of bomb is it? \_\_\_\_\_

Did the person give a reason for threat? \_\_\_\_\_

Can you identify the caller? \_\_\_\_\_

Write down exact threat: \_\_\_\_\_

Voice on the phone: Man  Woman  Child  Age: \_\_\_\_

Intoxicated?  Accent?  \_\_\_\_\_

Speech impediment?  Other: \_\_\_\_\_

Background noise: Music  Talk  Children  Machines  Vehicle  Typing  Traffic  Airplane  Party

Other: \_\_\_\_\_

Additional information: \_\_\_\_\_

Completed by: \_\_\_\_\_

Date: \_\_\_\_\_

## BOMB THREAT REPORT FORM

## EARTHQUAKE

**1<sup>ST</sup> ACTION:**  **DROP, COVER  
and HOLD ON**

*Take this action immediately when shaking begins.*

### INSIDE THE BUILDING:


- Make sure that all students and visitors move away from windows and drop down to the floor quickly.
- Find the closest sturdy table, desk or chair and squeeze as much of the body under it as possible.
- Hold on to the furniture and place your free hand over the back of your neck to protect it.
- Many injuries occur from broken glass, flying debris or being crushed by unsecured items.
- Don't come out from under protection until the shaking has completely stopped or until instructed.

**PREPARE FOR POSSIBLE EVACUATION .....**

### OUTSIDE THE BUILDING:

- Move away from buildings, trees and wires.
- Drop down to the ground and wait for shaking to stop.

**PROCEED TO EVACUATION AREA IF DIRECTED . . . .**




**2<sup>ND</sup> ACTION:**  **EVACUATION**

*The signal for evacuation will be given by the main office.*

Depending upon the severity of the earthquake and the extent of the damage, the Incident Commander will determine whether or not **EVACUATION** of the building is necessary.

- Take note of any injuries and provide information to the Principal/Site Administrator.
- Remember to take "Go Kit" and emergency supplies.
- Take students to designated evacuation site on campus.
- Follow procedures for student/staff accounting.
- If you are part of an emergency response team, make sure your students are supervised, then report to your designated team.
- Do not re-enter the building until it is determined to be safe.

***If the safety of the students or staff is threatened at any time, DO NOT WAIT for permission - EVACUATE IMMEDIATELY!!!***

EXPLOSION	FIRE	FLOOD
<p><b>ACTION:</b>  <b>EVACUATION OR SHELTER IN PLACE</b></p> <p><b>EVACUATION:</b> If an explosion has occurred on campus, determine the extent of the damage before deciding to evacuate. Often it is safer to remain inside an undamaged building than to evacuate. If fire is present, evacuate immediately.</p> <p><b>SHELTER IN PLACE:</b> If there is little or no damage to the building, and no fire is present, close windows and doors and wait for further instructions.</p> <p><i><b>NOTE:</b> Explosions can happen from ruptured gas mains, acts of terrorism, fallen aircraft and other causes. There may be toxic fumes and hazardous materials involved. Until you know the cause of the explosion and can determine the safest procedures to follow, it is best to remain inside and wait further instructions from the main office or first responders unless there is an immediate danger of fire or collapse.</i></p>	<p><b>ACTION:</b>  <b>EVACUATION</b></p> <p><b>AT SCHOOL SITE:</b></p> <ul style="list-style-type: none"> <li>▪ If you see a fire – attempt to extinguish only if it is small.</li> <li>▪ If you hear the fire alarm – evacuate immediately and go to designated evacuation areas. Even if you don't smell smoke or see a fire, always evacuate at the sounding of the alarm unless an ALL CLEAR signal indicates a false alarm.</li> <li>▪ Take attendance and follow student and staff accounting procedures.</li> </ul> <p><b>FIRE NEAR THE SCHOOL:</b></p> <ul style="list-style-type: none"> <li>▪ Wait for instructions from the main office.</li> <li>▪ First responders will determine if it is necessary to evacuate based on the risk to the school.</li> <li>▪ Keep a radio tuned to a local emergency channel for current information.</li> <li>▪ Remain with students until the building has been inspected and it has been determined safe to return to the school.</li> </ul>	<p><b>ACTION:</b>  <b>EVACUATION</b></p> <p>Flooding can happen during severe storms when rivers and creeks swell beyond their banks and overflow roadways. During storms, river levels are monitored closely and emergency response agencies can normally provide adequate warning to schools so they can notify parents and make arrangements to move students to safety. However, sometimes the rivers can rise unexpectedly and evacuation to higher ground needs to occur.</p> <ul style="list-style-type: none"> <li>▪ If warranted, evacuate students to designated evacuation site, out of harm's way.</li> <li>▪ Take attendance before leaving campus.</li> <li>▪ Remember to take "Go Kit" and emergency supplies.</li> <li>▪ Upon arrival at the safe site, take attendance and follow student and staff accounting procedures.</li> <li>▪ Remain with students until it has been determined safe to return to the school.</li> </ul>




**EXPLOSION**



**FIRE**



**FLOOD**

GAS LEAK	HAZARDOUS MATERIALS	SEVERE WEATHER
<p><b>ACTION:</b>  <b>EVACUATION</b> OR <b>REVERSE EVACUATION</b> OR <b>SHELTER IN PLACE</b></p> <p>The action taken will depend upon the circumstances of the incident. If the gas leak is on school grounds or directly adjacent to the school, <b>EVACUATION or REVERSE EVACUATION</b> will be necessary.</p> <p>If the gas leak is in the surrounding neighborhood of the school and the campus is not in immediate danger, it may be better to <b>SHELTER IN PLACE</b>.</p> <p>Wait for instructions from the main office.</p> <p><i>If you believe that students or staff are in immediate danger, use your judgment and <u>act immediately</u> – do not wait for permission.</i></p>	<p><b>ACTION:</b>  <b>EVACUATION</b> OR <b>REVERSE EVACUATION</b> OR <b>SHELTER IN PLACE</b></p> <p>The action taken will depend upon the circumstances of the incident. If the incident is on school grounds or directly adjacent to the school, <b>EVACUATION or REVERSE EVACUATION</b> will be necessary.</p> <p>If the incident is in the surrounding neighborhood of the school and the campus is not in immediate danger, it may be better to <b>SHELTER IN PLACE</b>.</p> <p>Wait for instructions from the main office.</p> <p><i>If you believe that students or staff are in immediate danger, use your judgment and <u>act immediately</u> – do not wait for permission.</i></p>	<p><b>ACTION:</b>  <b>SHELTER IN PLACE</b> OR <b>REVERSE EVACUATION</b></p> <p><i>Severe weather can be accompanied by high winds, heavy rains, downed trees, and swollen creeks which may pose risks to staff and students.</i></p> <p>Many of these conditions can make it unsafe to release students from the school. The school administration must decide if it is safe to release students or if it is better to <b>SHELTER IN PLACE</b>.</p> <p>In the event that severe weather makes it unsafe for students to remain outside, <b>REVERSE EVACUATION</b> may be necessary.</p> <p>Wait for instructions from the main office.</p> <p><i>If you believe that students or staff are in immediate danger, use your judgment and <u>act immediately</u> – do not wait for permission.</i></p>

**GAS LEAK**



**HAZARDOUS MATERIALS**



**SEVERE WEATHER**

DROP/COVER/HOLD ON	EVACUATION	REVERSE EVACUATION
<p data-bbox="529 337 800 454"><b>When to use: EARTHQUAKE EXPLOSION</b></p> <p data-bbox="435 462 901 525"><i>The incident itself initiates this ACTION.</i></p> <p data-bbox="384 548 512 576"><b>INSIDE:</b></p> <ul data-bbox="435 582 932 1053" style="list-style-type: none"><li><input type="checkbox"/> Drop down to the floor and get under the closest desk, table or sturdy furniture, with back to windows.</li><li><input type="checkbox"/> Cover the back of your head and neck and hold on to the furniture.</li><li><input type="checkbox"/> Remain in place until shaking stops or for at least 20 seconds.</li><li><input type="checkbox"/> Watch for fallen objects, broken glass and overhangs.</li><li><input type="checkbox"/> Take note of any injuries.</li><li><input type="checkbox"/> Wait for signal to evacuate.</li></ul> <p data-bbox="384 1068 545 1096"><b>OUTSIDE:</b></p> <ul data-bbox="435 1102 945 1319" style="list-style-type: none"><li><input type="checkbox"/> Move away from power lines, trees, buildings and objects that might topple.</li><li><input type="checkbox"/> Drop to the ground and cover the back of your head and neck with your hands.</li></ul> <p data-bbox="428 1333 901 1362"><b>PREPARE TO EVACUATE.....</b></p>	<p data-bbox="1080 337 1544 582"><b>When to use: FIRE, FLOOD GAS LEAK CHEMICAL ACCIDENT* HAZARDOUS MATERIALS INCIDENT*</b></p> <ul data-bbox="1065 611 1607 1225" style="list-style-type: none"><li><input type="checkbox"/> Listen for the alarm from the office to initiate evacuation procedures</li><li><input type="checkbox"/> Grab "Go-Box" and emergency supplies.</li><li><input type="checkbox"/> Escort students to evacuation site.</li><li><input type="checkbox"/> Take attendance and account for all students. Hold up a green card if all are accounted for. Use a red card to indicate missing or injured students.</li><li><input type="checkbox"/> Notify Principal/Site Administrator of any missing students or staff.</li><li><input type="checkbox"/> If assigned to an Emergency Team, report to your designated area after ensuring that someone has been assigned to care for your students.</li></ul> <p data-bbox="1021 1262 1607 1368"><b><i>*Sometimes it is safer to stay inside – wait for instructions from office before evacuating.</i></b></p>	<p data-bbox="1684 337 2175 796"><b>When to use: AIR POLLUTION ALERT CHEMICAL ACCIDENT EXPLOSION SEVERE WEATHER LAW ENFORCEMENT ACTIONS HAZARDOUS MATERIALS INCIDENT GAS LEAK WILDLAND FIRE</b></p> <p data-bbox="1684 805 2211 905"><b><i>When it has been determined that returning to the classroom is safer than remaining outside</i></b></p> <ul data-bbox="1722 953 2193 1276" style="list-style-type: none"><li><input type="checkbox"/> Listen for notification of REVERSE EVACUATION from the main office,</li><li><input type="checkbox"/> Take attendance when students are reassembled in the classroom</li><li><input type="checkbox"/> Remain in the classroom until further instructions or <b>ALL CLEAR</b> is announced.</li></ul>

# UCR-EMERGENCY RESPONSE

## Emergency Response Procedures

---

Emergency preparedness is a well-known concept in protecting workers' safety and health. Anticipating and planning UCR's campus emergency response minimizes possible injuries and property damage during a campus-wide emergency and eases the return to normal campus operations.

Select a topic below for specific response details.

+ Active Shooter	+ Homeland Security Incident
+ Bomb Threat	+ Medical Emergencies and First Aid
+ Earthquake	+ Pandemic & Communicable Diseases
+ Emergency Communication	+ Radioactive Contamination / Spill
+ Evacuation	
+ Exposure to Blood or Bodily Fluids	
+ Fire or Smoke	
+ Hazardous Material Exposure / Spill	

[https://emergency.ucr.edu/emergency-preparedness#bomb\\_threat](https://emergency.ucr.edu/emergency-preparedness#bomb_threat)

# UC EMERGENCY PREPAREDNESS



## UC|Safety Spotlight

A UC System-Wide Publication of the Environment, Health & Safety Leadership Council

# Emergency Preparedness

## Planning Ahead Helps to Safeguard Your Home and Family

As Californians, we have experienced, or know someone who has experienced, natural disasters including floods, mudslides, wildfires, extreme weather, tsunamis and of course, earthquakes.

Add to these the possibility of human-caused disasters such as chemical releases, power outages, civil unrest and terrorism, and the mandate is clear: It's up to all of us to prepare our homes and families to react safely and responsibly during a crisis.

Though we cannot mitigate all of the negative outcomes, we can take preparatory steps that help ensure the well being of our families and communities during and after a disaster.

**Develop a Family Plan**

**Focus on Communication**